




Cottage Grove Sustainability Survey

1. Were you aware of this policy before taking this survey today?			
		Response Percent	Response Count
Yes		22.9%	38
No		77.1%	128
Comments:			10
answered question			166
skipped question			3





2. Do you support these principles?			
		Response Percent	Response Count
Yes		80.1%	133
No		19.9%	33
If no, why not?			25
answered question			166
skipped question			3

3. Do you recycle at home and at work?						
	Yes, always	Most of the time	Occasionally	Never	Not Applicable	Response Count
At home:	64.6% (102)	32.3% (51)	3.2% (5)	0.0% (0)	0.0% (0)	158
At work:	43.8% (63)	37.5% (54)	6.9% (10)	0.7% (1)	11.1% (16)	144
Comments:						9
answered question						159
skipped question						10




4. The Village recycling program currently collects glass, some plastics, tin, aluminum, paper, and cardboard. Please check each of the following statements that apply to you.

		Response Percent	Response Count
I would recycle more of my waste if I could put all of my recyclables in one mixed container		90.1%	100
The recycling is collected too often.		6.3%	7
The recycling is not collected often enough.		7.2%	8
		Comments:	42
		answered question	111
		skipped question	58




5. The Dane County Clean Sweep program allows County residents to drop off household hazardous wastes such as paint, pesticides and solvents at a collection site on Badger Road in Madison. Do you utilize this service?

		Response Percent	Response Count
Yes, regularly		5.6%	9
Occasionally		50.0%	80
Never		26.3%	42
I was not aware of such a program		18.1%	29
		Comments:	15
		answered question	160
		skipped question	9





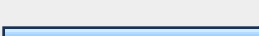
6. Do you compost food scraps?						
	Yes, always	Most of the time	Occasionally	Never	Not Applicable	Response Count
At home:	6.3% (10)	9.4% (15)	10.6% (17)	70.0% (112)	3.8% (6)	160
At work:	2.1% (3)	1.4% (2)	2.1% (3)	65.0% (93)	29.4% (42)	143
Comments						13
<i>answered question</i>						161
<i>skipped question</i>						8

7. Would any of the following Village actions help you reduce the amount of food waste you send to the landfill? (check all that apply)			
		Response Percent	Response Count
Instructions for home composting		36.9%	38
A reduced-cost compost bin (\$40) for home composting		46.6%	48
Separate compost collection with garbage and recycling		59.2%	61
Provide your own ideas:			27
<i>answered question</i>			103
<i>skipped question</i>			66

8. Stormwater runoff from impervious surfaces (roofs, driveways, roads) is water from rain or melting snow that “runs off” across the land instead of seeping into the ground. In Cottage Grove this runoff flows into the Koshkonong and Door Creeks via some combination of storm sewer pipes, stormwater ponds, and wetlands. There are many things that individuals can do to help protect downstream water quality and prevent flooding. Which of the following Village actions regarding stormwater management do you support? (Check all that apply)





		Response Percent	Response Count
Offer hands-on educational courses to help homeowners and students build rain gardens		64.5%	80
Distribute educational materials on chemical-free lawn and garden care		68.5%	85
Mark all Village storm drains with "Drains to Creek" to discourage the dumping of pollutants		57.3%	71
What are your own ideas:			30
<i>answered question</i>			124
<i>skipped question</i>			45







9. The average Cottage Grove household uses 108,077 gallons of water per year from the Village wells. Should the Village do any of the following to help households and businesses reduce water use? (check all that apply)





		Response Percent	Response Count
Distribute indoor and outdoor water efficiency tips		66.2%	86
Offer rebates for the replacement of showerheads, toilets and faucets with high-efficiency models		65.4%	85
Prohibit lawn watering during extended dry weather		61.5%	80
Provide walk-through water efficiency audits for local households		36.2%	47
Encourage use of xeriscaping (needs no irrigation) for residential and business landscaping		39.2%	51
What are your own ideas:			26
answered question			130
skipped question			39

10. How often do you walk or bike to get to work or to do shopping?

	Never	1-2 times per month	1-2 times per week	3-4 times per week	Daily	Response Count
April - September	58.1% (86)	23.6% (35)	10.8% (16)	5.4% (8)	2.0% (3)	148
Oct - March	76.6% (111)	17.9% (26)	2.8% (4)	0.7% (1)	2.1% (3)	145
Comments:						25
answered question						149
skipped question						20

11. What would make you more likely to walk or bike for these purposes? (Check all that apply)			
		Response Percent	Response Count
More sidewalks		22.5%	27
More bike paths or marked bike lanes		51.7%	62
Shopping opportunities closer to my home		50.8%	61
Working closer to my home		47.5%	57
What are your own ideas:			27
answered question			120
skipped question			49

12. How often do you carpool to get to work?			
		Response Percent	Response Count
NA		16.6%	25
Never		69.5%	105
1-2 times per month		10.6%	16
1-2 times per week		1.3%	2
3-4 times per week		0.7%	1
Daily		1.3%	2
Comments:			18
answered question			151
skipped question			18




13. Would you be willing to carpool to work more than you do now to reduce fuel use?				
			Response Percent	Response Count
NA			24.1%	35
Yes			16.6%	24
Yes, if an organized carpool network was available			15.2%	22
No			44.1%	64
Comments:				25
answered question				145
skipped question				24

14. Village residents do not currently have access to public transit services. Please indicate your agreement or disagreement with each of the following statements about public transit.						
	Strongly Disagree	Disagree	No Opinion	Agree	Strongly Agree	Response Count
I would use Madison Metro buses if service were extended to Cottage Grove	38.4% (58)	20.5% (31)	13.2% (20)	17.9% (27)	9.9% (15)	151
I would use light rail service to reach Madison if such service were available	39.5% (60)	11.2% (17)	12.5% (19)	22.4% (34)	14.5% (22)	152
I would pay increased property taxes to have Madison Metro bus service extended to Cottage Grove	58.0% (87)	15.3% (23)	8.0% (12)	12.7% (19)	6.0% (9)	150
I would pay increased property or sales tax to have light rail service extended from Madison to Cottage Grove	51.3% (78)	11.8% (18)	7.2% (11)	21.1% (32)	8.6% (13)	152
Comments						30
answered question						152
skipped question						17












15. The Village used 970,000 kwh of electricity and 12,500 therms of natural gas last year for municipal operations, at a cost of \$130,000. Should the Village implement strategies and technologies to reduce per capita electricity and natural gas usage?

		Response Percent	Response Count
No		5.4%	8
Yes, but only if there is no cost to do so, or the new technology will pay for itself within its expected lifecycle.		69.4%	102
Yes, even if the energy savings may not cover the cost of the new technology. Carbon reduction is more important than cost savings and I am willing to pay more in property taxes to help us reduce our carbon footprint.		25.2%	37
		Comments:	12
		answered question	147
		skipped question	22

16. Currently, 0% of the electricity used for municipal operations is sourced by renewable sources. How much would you be willing to pay, through your taxes, for an investment in solar or wind power?

		Response Percent	Response Count
\$0		35.2%	51
\$5		9.7%	14
\$10		13.1%	19
\$25		16.6%	24
\$50		12.4%	18
\$100		13.1%	19
		Comments:	20
		<i>answered question</i>	145
		<i>skipped question</i>	24

17. A typical village residence consumes an average of 10,000 kWh of electricity and 1,100 therms of natural gas, at a average cost of \$1,600. Which of the following Village actions do you support? (check all that apply)






		Response Percent	Response Count
Distribute information about energy efficient appliances, practices, and home construction		55.9%	71
Provide a community class on air sealing and weatherization		39.4%	50
Provide a community class on no-cost tips to save energy		45.7%	58
Distribute free compact fluorescent light bulbs		46.5%	59
Require more energy-efficient building construction standards than current code requires		51.2%	65
Establish a revolving loan fund for home energy efficiency upgrades		32.3%	41
Provide cost-sharing for Focus on Energy Air Sealing and Insulation testing and diagnostics (total cost \$400)		22.0%	28
Provide free hot water piping insulation to Village residents		36.2%	46
Implement a thermostat recycling program where residents can bring in their old thermostat in exchange for a low-cost 7-day programmable thermostat		44.1%	56
Waive or reduce the building permit fee if installing a renewable energy system		59.1%	75
Sell shade trees to residents each spring, at the Village's cost, to be planted near homes to help reduce cooling costs		70.9%	90
What are your own ideas:			30

	<i>answered question</i>	127
	<i>skipped question</i>	42


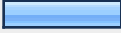



18. How much would you be willing to pay, through your taxes, for the Village actions you supported in the previous question?

		Response Percent	Response Count
\$0		35.2%	51
\$5		13.1%	19
\$10		13.1%	19
\$25		16.6%	24
\$50		15.2%	22
\$100		6.9%	10
Comments:			10
	<i>answered question</i>		145
	<i>skipped question</i>		24






19. The Village should encourage the development of more retail and service businesses within walking distance of existing neighborhoods.

		Response Percent	Response Count
Strongly Disagree		8.1%	12
Disagree		4.7%	7
No Opinion		8.8%	13
Agree		45.9%	68
Strongly Agree		32.4%	48
Comments:			19
	<i>answered question</i>		148
	<i>skipped question</i>		21






20. The Village should encourage the mixing of retail, office, and multifamily residential uses within individual developments.

		Response Percent	Response Count
Strongly Disagree		19.0%	28
Disagree		17.7%	26
No Opinion		15.0%	22
Agree		36.7%	54
Strongly Agree		11.6%	17
		Comments:	14
		<i>answered question</i>	147
		<i>skipped question</i>	22






21. The Village should become more dense over time by approving more small lots and multifamily and mixed-use buildings.

		Response Percent	Response Count
Strongly Disagree		38.6%	56
Disagree		33.1%	48
No Opinion		13.1%	19
Agree		9.7%	14
Strongly Agree		5.5%	8
		Comments	29
		<i>answered question</i>	145
		<i>skipped question</i>	24






22. The Village should maintain the current overall density while preserving more open space in some areas and allowing higher-density development in other areas.

		Response Percent	Response Count
Strongly Disagree		14.6%	21
Disagree		14.6%	21
No Opinion		15.3%	22
Agree		43.1%	62
Strongly Agree		12.5%	18
		Comments:	14
		<i>answered question</i>	144
		<i>skipped question</i>	25


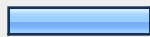
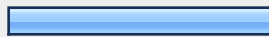
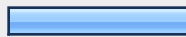
23. New development should maintain the present mix of densities – don't increase density or change the type of development or the amount of open space required.




		Response Percent	Response Count
Strongly Disagree		6.9%	10
Disagree		15.3%	22
No Opinion		20.8%	30
Agree		47.9%	69
Strongly Agree		9.0%	13
		Comments:	11
		<i>answered question</i>	144
		<i>skipped question</i>	25





24. The Village should not be concerned with density and land use efficiency – let the market decide these things.

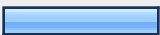
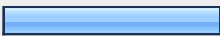

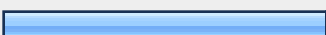

		Response Percent	Response Count
Strongly Disagree		34.7%	50
Disagree		31.3%	45
No Opinion		16.7%	24
Agree		6.9%	10
Strongly Agree		10.4%	15
		Comments:	13
		answered question	144
		skipped question	25

25. What percentage of retail goods and services (e.g. groceries, gas, barber, etc) do you currently purchase from merchants within the Village of Cottage Grove?







		Response Percent	Response Count
80-100%		11.1%	16
51-79%		21.5%	31
25-50%		40.3%	58
Less than 25%		27.1%	39
		Comments:	16
		answered question	144
		skipped question	25

26. What would lead you to purchase more goods and services within the Village? (Check all that apply)			
		Response Percent	Response Count
Nothing – I already purchase as much as I need or want within the Village		7.9%	11
Better selection – I currently leave the Village to find things I can't find here		69.3%	97
Better prices – I currently leave the Village to get better prices		70.7%	99
What are your own ideas:			12
<i>answered question</i>			140
<i>skipped question</i>			29

27. The 2000 Census reports that 83.5% of residents who work outside the home commute 15 minutes or more to work, each way. How do you feel about your commute to work?			
		Response Percent	Response Count
I am retired or not working		11.0%	15
I work in the Village		14.7%	20
I work outside the Village, but I don't mind the commute		59.6%	81
I would prefer to work in the Village, but I can't find the right job here.		14.7%	20
Comments:			17
<i>answered question</i>			136
<i>skipped question</i>			33








28. What educational forums should the Village support/promote to encourage greater sustainable practices in Cottage Grove? (check all that apply)			
		Response Percent	Response Count
Study Circles centered on community sustainability (i.e. Natural Step)		23.6%	30
Neighborhood action teams (i.e. Madison Environmental Group's EnAct groups)		33.1%	42
Sustainability related presentations at a school or Village Hall		40.2%	51
Environmental service-learning projects with the schools		49.6%	63
None – The Village should not take an active role in this effort		27.6%	35
What are your own ideas:			21
answered question			127
skipped question			42


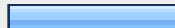



29. What issues and themes would you like the Village to emphasize in sustainable practices education opportunities?		
		Response Count
		49
answered question		49
skipped question		120







30. How would you prefer to be informed about Village news, initiatives, events, etc.? (Check all that apply)				
			Response Percent	Response Count
Local cable			13.4%	19
Local newspaper			51.4%	73
Village website			63.4%	90
Mailing to your home address			38.7%	55
Flyers on pizza boxes			5.6%	8
Email/Listserve			61.3%	87
What are your own ideas:				12
answered question				142
skipped question				27

31. What other changes would you be willing to make in your daily activities to reduce your impact on the environment?		
		Response Count
		50
answered question		50
skipped question		119

32. What other things should Cottage Grove, as a municipality, do to reduce our collective impact on the environment?		
		Response Count
		56
answered question		56
skipped question		113

33. How old are you?			
		Response Percent	Response Count
15 or younger		0.0%	0
16-21		0.7%	1
22-29		2.9%	4
30-39		37.0%	51
40-49		36.2%	50
50-59		13.8%	19
60-69		7.2%	10
70-79		2.2%	3
80 or older		0.0%	0
		<i>answered question</i>	138
		<i>skipped question</i>	31

34. How long have you lived in the Village?			
		Response Percent	Response Count
I don't live in the Village		0.7%	1
less than 5 years		25.7%	36
5-9 years		40.0%	56
10-19 years		27.1%	38
20 years or more		6.4%	9
		<i>answered question</i>	140
		<i>skipped question</i>	29

35. Approximately when was your home built (includes apartment buildings)?			
		Response Percent	Response Count
2000 or later		44.3%	62
1980-1999		45.0%	63
1960-1979		6.4%	9
1940-1959		0.7%	1
1939 or earlier		2.9%	4
I have no idea		0.7%	1
		<i>answered question</i>	140
		<i>skipped question</i>	29

36. Comments about this survey:		
		Response Count
		35
		<i>answered question</i>
		35
		<i>skipped question</i>
		134